



# The Parent Survey

## Vale Park Primary School

School Parent Engagement Survey  
2020

### Document Control

Managed by	System Performance Division
Contact person	Stacey Jones
Contact position	Program Manager, Measurement
Contact email	education.parentsurvey@sa.gov.au
Responsible position	Executive Director, System Performance
Approved by	Ben Temperly
Version	1.0
Status	Preliminary
Security classification	For Official Use Only



This page has been intentionally left blank



# **Contents**

## **Introduction**

- About the School Parent Engagement Survey
- Purpose and scope of this report
- Parent engagement Survey questions
- Interpreting results

## **Part 1: Summary Results**

- Parent responses for All SA parents
- Parent responses for your school

## **Part 2: Parent Responses by question - your school**



## **Introduction**

### **About the School Parent Engagement Survey**

The Department for Education conducted a new school parent engagement survey from 7 September to 25 September 2020.

As outlined in the 2020 Action Plan, the survey was coordinated centrally by our data and reporting team to remove the additional administration workload from each school. It also replaced the need for schools to conduct a separate survey using the parent questions in the National Schools Opinion Survey.

Parents of school students were sent a link (unique to each school) via email or SMS during the survey period. Schools were also sent copies of their unique survey link so that it could be promoted via school's communication apps, newsletters and social media accounts. This is the first time all parents have been provided the opportunity to directly engage with the department in this way.

### **Purpose and scope of this report**

This report shows the preliminary results from the school parent survey for the parents who responded in 2020.

The report presents the results for your school along with summary data for all parents across public schools.

Please note that completion rates and results from the survey are not measures of your school's performance. This is a new survey specifically designed to gauge how parents engage with students' learning, and the data is intended to support school improvement planning.

It is intended that the results and how they are reported to schools will be analysed and further refined.



## School Parent Engagement Survey questions

- People respect each other at this school
- Teachers and students treat each other with respect at the school
- I feel like my child is important to the school
- I receive enough communication from the school
- The school communicates effectively with me
- I like to communicate/receive communication through the following mechanisms
- I know what standard of work the school expects of my child
- Teachers at this school provide my child with useful feedback about their schoolwork
- I have useful discussions with the school about my child's learning
- I talk with my child about what happens at school
- The school provides an opportunity for me to have input about my child's learning
- Overall, my child has a good routine around reading, studying and learning at home
- I think that education at school is important to my child's future
- I feel equipped to help my child plan what they will do after they leave school
- I would like more help from the school with my child's learning
- The school encourages parents to help students to learn
- The school provides me with useful tips on how to help students learn at home
- Looking ahead, what pathways do you think your child will take after leaving school?
- On a scale of 1 to 5, how do you rate the quality of this survey?



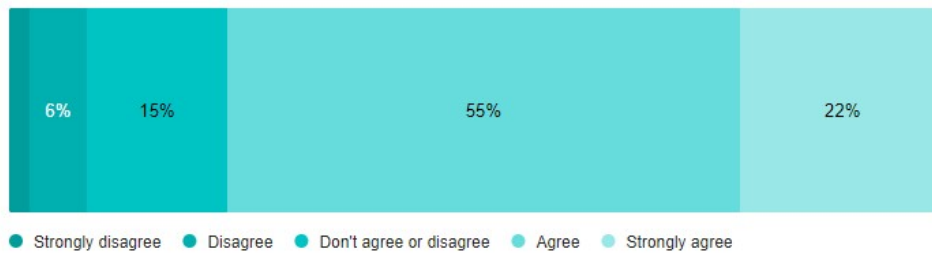
## Interpreting results

The figures below provide an example of how the School Parent Engagement Survey results are summarised throughout this report.

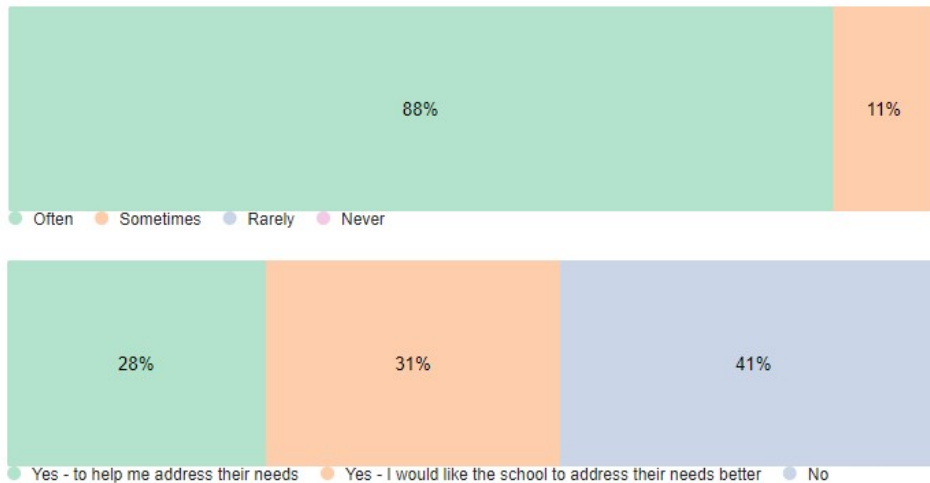
### Summary Page

At the beginning of the report, a summary of responses for All Schools, and Your School is provided. Results to questions are provided in line charts for ease of analysis.

For all Strong Disagree to Strongly Agree questions, results are shown using the below colour legend.



For all questions that offer alternative multiple choice response options, results are shown using the below colour legend.



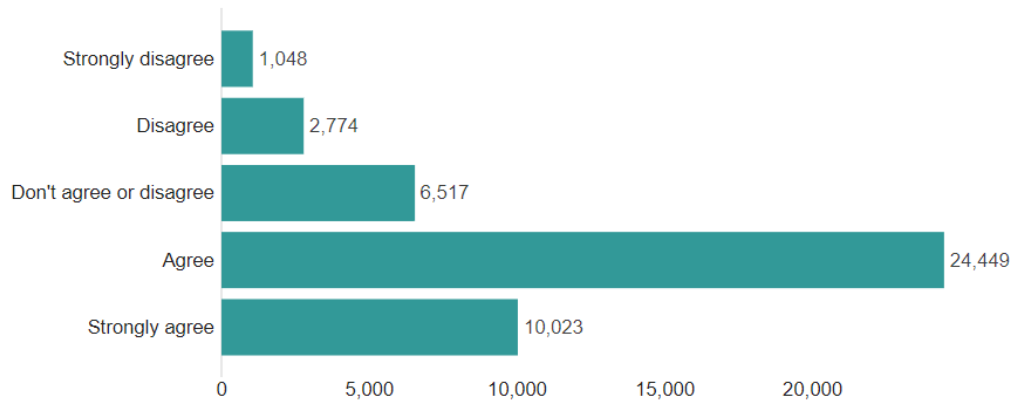


## Responses for each survey question

In the second section of the report, results for Your School are provided with choice counts (the number of parents who selected each response) and percentages to further unpack parent responses using the below format.

### About this school

People respect each other at this school



Response	Choice Count
Strongly disagree	2% 1,048
Disagree	6% 2,774
Don't agree or disagree	15% 6,517
Agree	55% 24,449
Strongly agree	22% 10,023
Total	44811

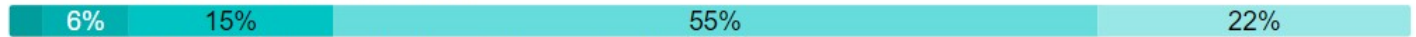


## Part 1: Summary Results


The figure below shows the 2020 parent engagement survey results for **all schools**, followed by **your school**. The figures show, on a single page, the proportion of parents who responded to the survey questions.

### All Schools


People respect each other at this school



Teachers and students treat each other with respect at the school



I feel like my child is important to the school



I receive enough communication from the school



The school communicates effectively with me



I know what standard of work the school expects of my child



Teachers at this school provide my child with useful feedback about their schoolwork



I have useful discussions with the school about my child's learning



I talk with my child about what happens at school



Often | Sometimes | Rarely | Never

The school provides an opportunity for me to have input about my child's learning



Overall, my child has a good routine around reading, studying and learning at home



I think that education at school is important to my child's future



I feel equipped to help my child plan what they will do after they leave school



I would like more help from the school with my child's learning



Yes- to help me address their needs | Yes-I would like the school to address their needs better | No


The school encourages parents to help students to learn



The school provides me with useful tips on how to help students learn at home



On a scale of 1 to 5, how do you rate the quality of this survey?



1 - poor quality | 2 | 3 | 4 | 5- High quality





## Vale Park Primary School

People respect each other at this school



Teachers and students treat each other with respect at the school



I feel like my child is important to the school



I receive enough communication from the school



The school communicates effectively with me



I know what standard of work the school expects of my child



Teachers at this school provide my child with useful feedback about their schoolwork



I have useful discussions with the school about my child's learning



I talk with my child about what happens at school




Often | Sometimes | Rarely | Never

The school provides an opportunity for me to have input about my child's learning



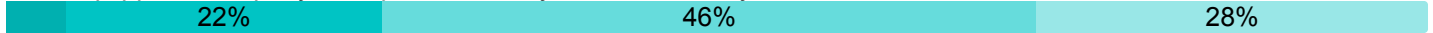
Overall, my child has a good routine around reading, studying and learning at home




I think that education at school is important to my child's future



I feel equipped to help my child plan what they will do after they leave school



I would like more help from the school with my child's learning



Yes- to help me address their needs | Yes-I would like the school to address their needs better | No

The school encourages parents to help students to learn



The school provides me with useful tips on how to help students learn at home



On a scale of 1 to 5, how do you rate the quality of this survey?



1 - poor quality | 2 | 3 | 4 | 5- High quality



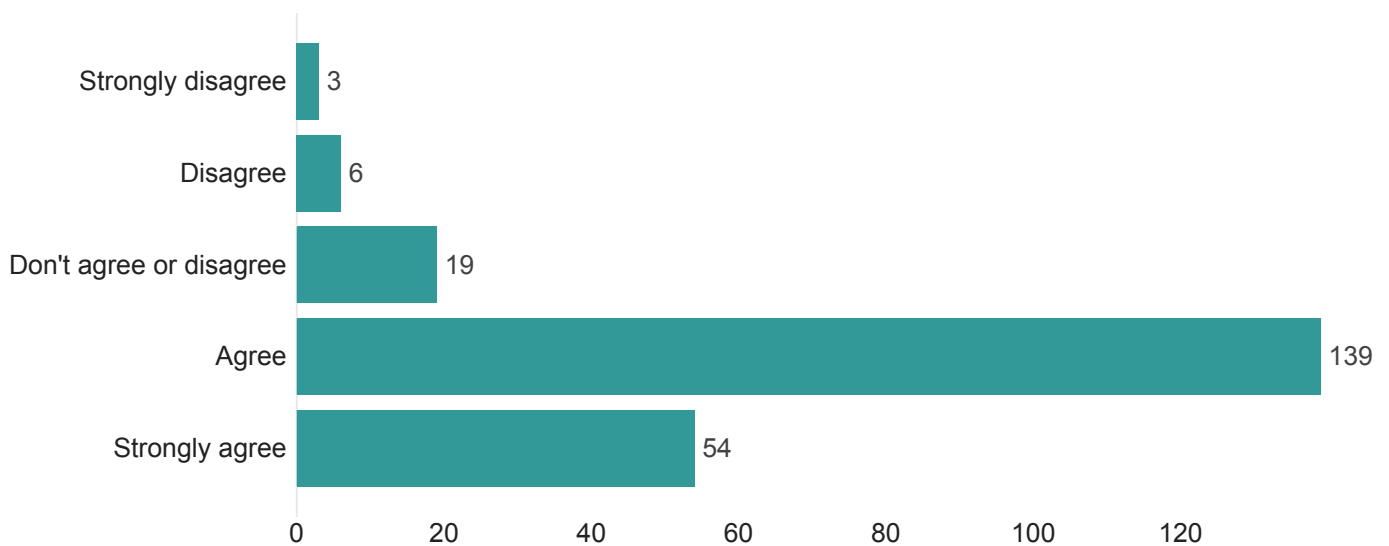
## Part 2: Parent responses by question

### Parent responses by question - Your School

The following section provides the parent responses for your school to each question. Each graph provides the total number of responses, along with a response count table to help analyse results by percentage of participating parents.

### About this school

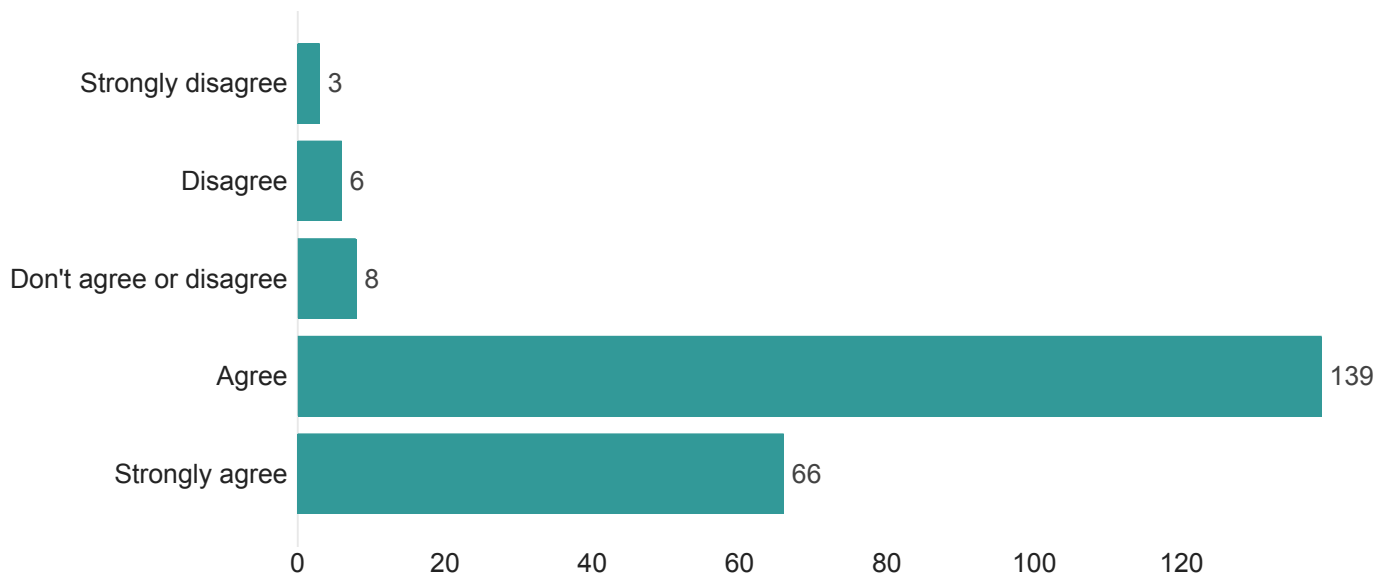
#### People respect each other at this school



Response	Choice Count
Strongly disagree	1% 3
Disagree	3% 6
Don't agree or disagree	9% 19
Agree	63% 139
Strongly agree	24% 54
Total	221



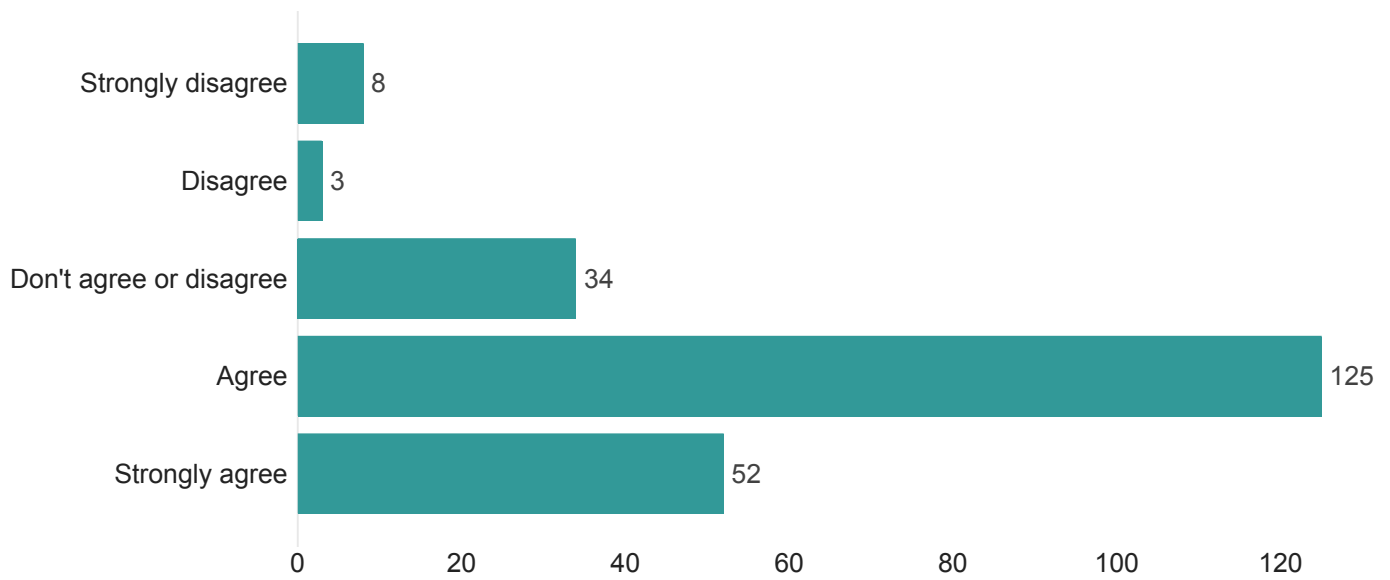
## Teachers and students treat each other with respect at the school



Response	Choice Count
Strongly disagree	1% 3
Disagree	3% 6
Don't agree or disagree	4% 8
Agree	63% 139
Strongly agree	30% 66
Total	222



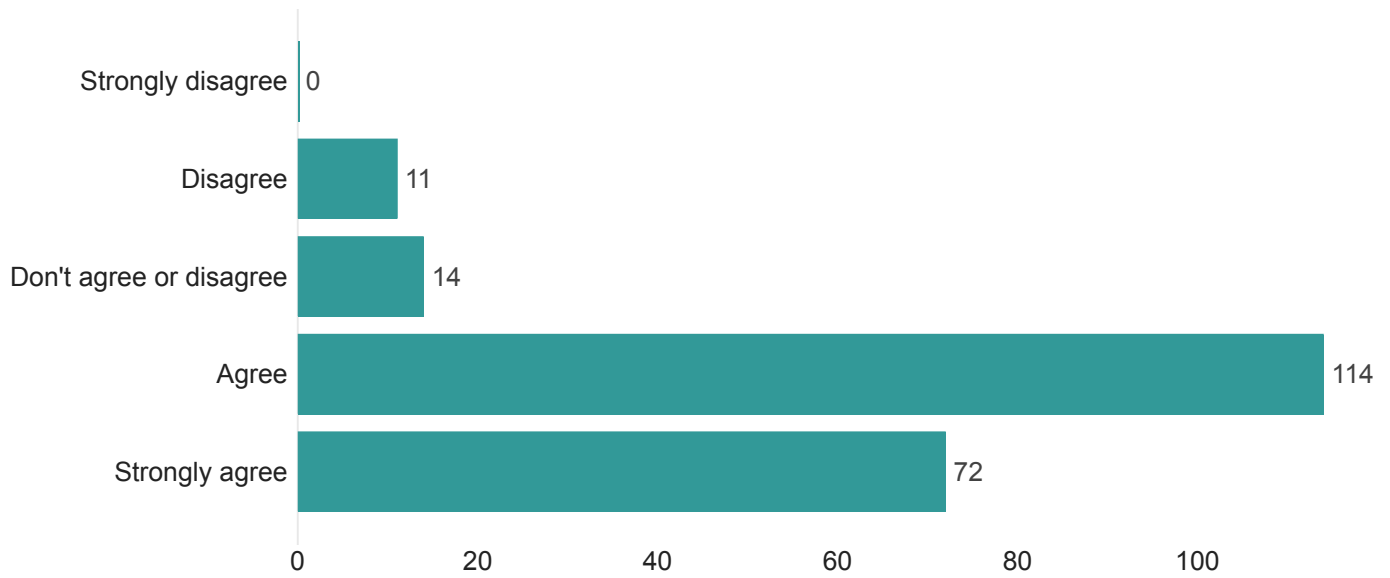
## I feel like my child is important to the school



Response	Choice Count
Strongly disagree	4% 8
Disagree	1% 3
Don't agree or disagree	15% 34
Agree	56% 125
Strongly agree	23% 52
Total	222



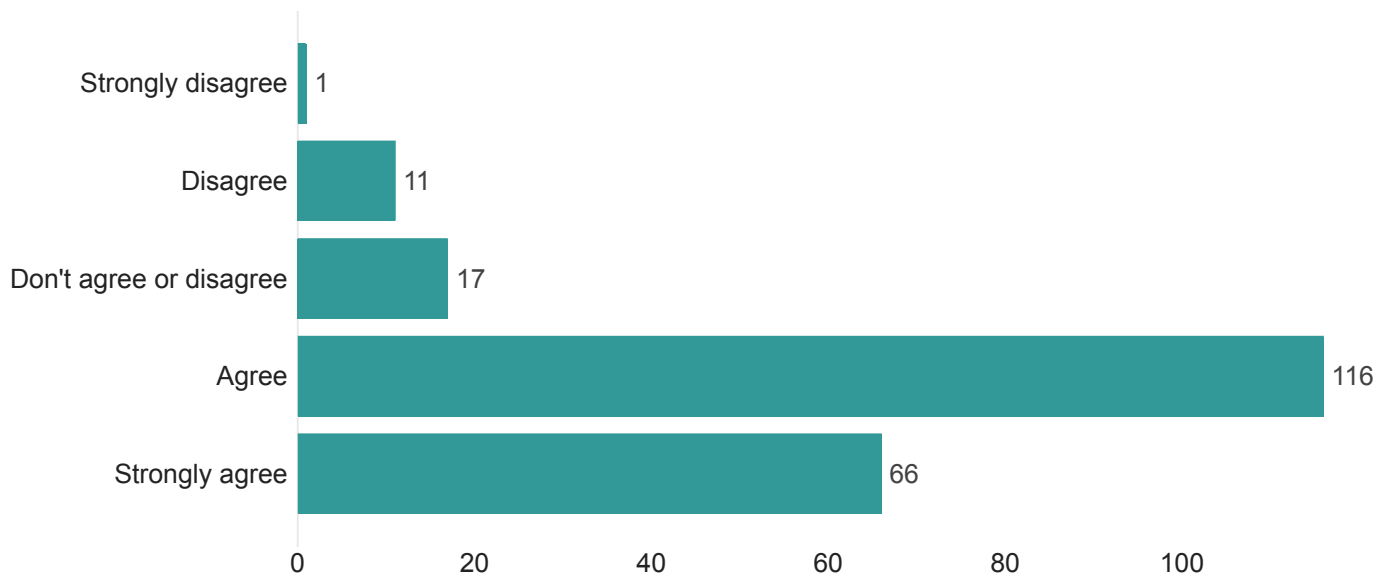
## I receive enough communication from the school



Response	Choice Count
Strongly disagree	0% 0
Disagree	5% 11
Don't agree or disagree	7% 14
Agree	54% 114
Strongly agree	34% 72
Total	211



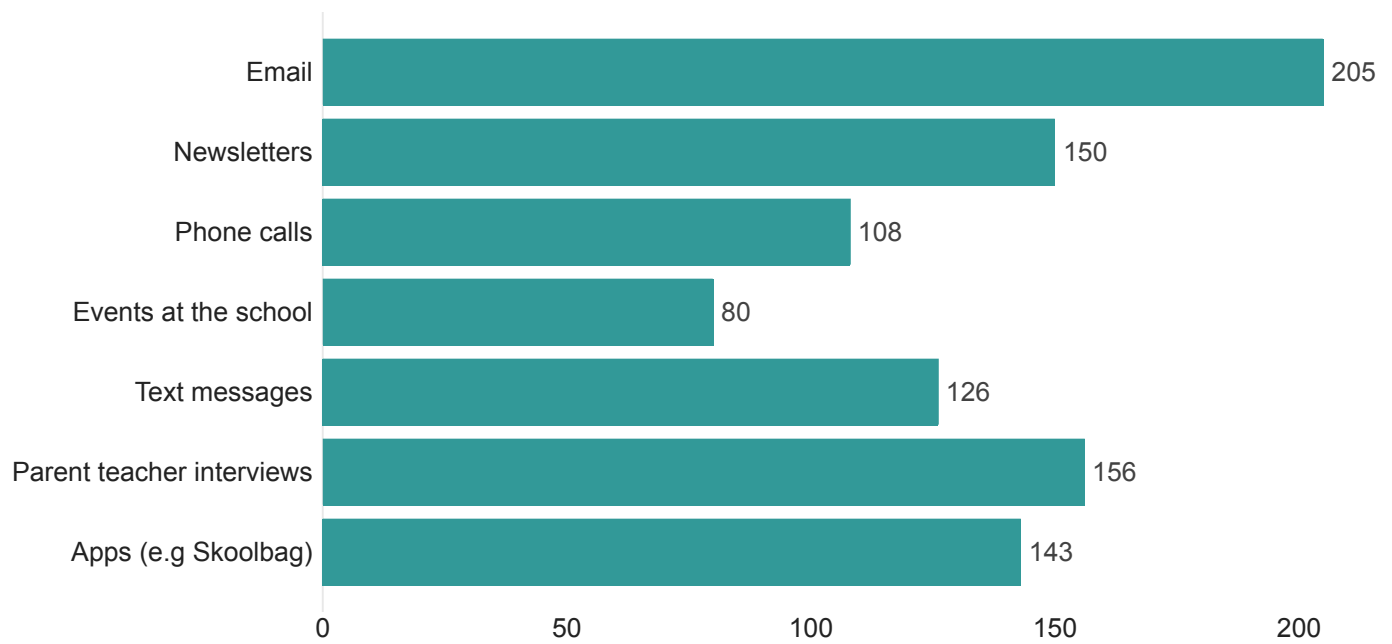
## The school communicates effectively with me



Response	Choice Count
Strongly disagree	0% 1
Disagree	5% 11
Don't agree or disagree	8% 17
Agree	55% 116
Strongly agree	31% 66
Total	211



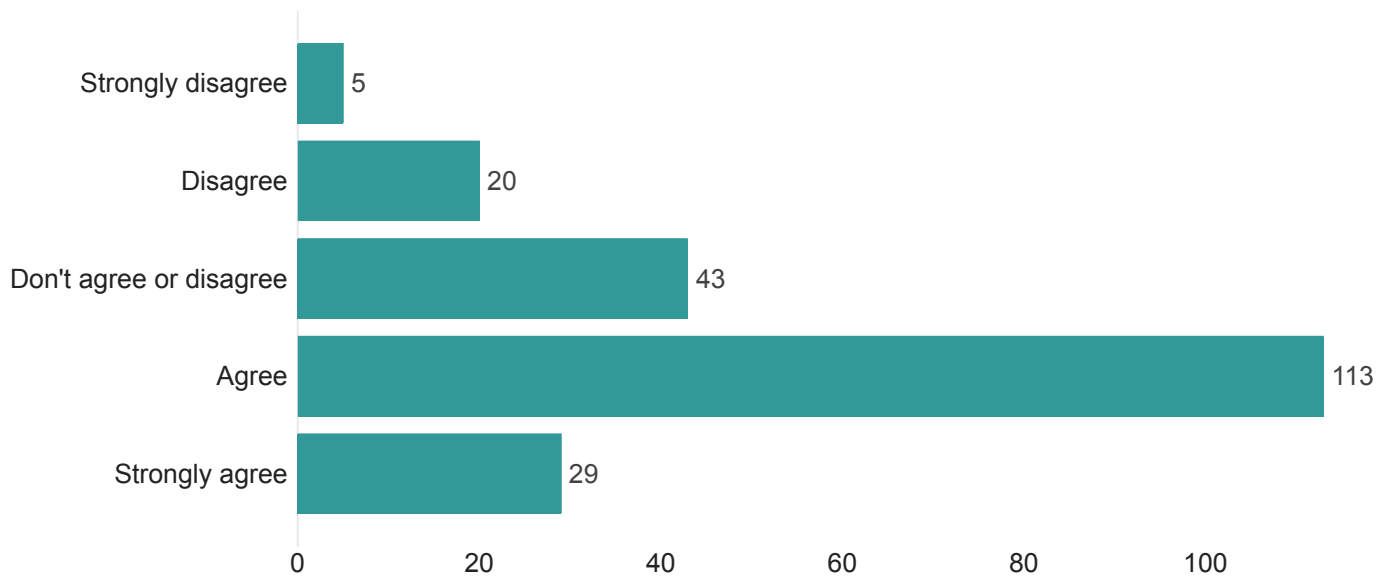
## I like to communicate/receive communication through the following mechanisms (tick all that apply)



Response	Choice Count
Email	205
Newsletters	150
Phone calls	108
Events at the school	80
Text messages	126
Parent teacher interviews	156
Apps (e.g Skoolbag)	143



## I know what standard of work the school expects of my child

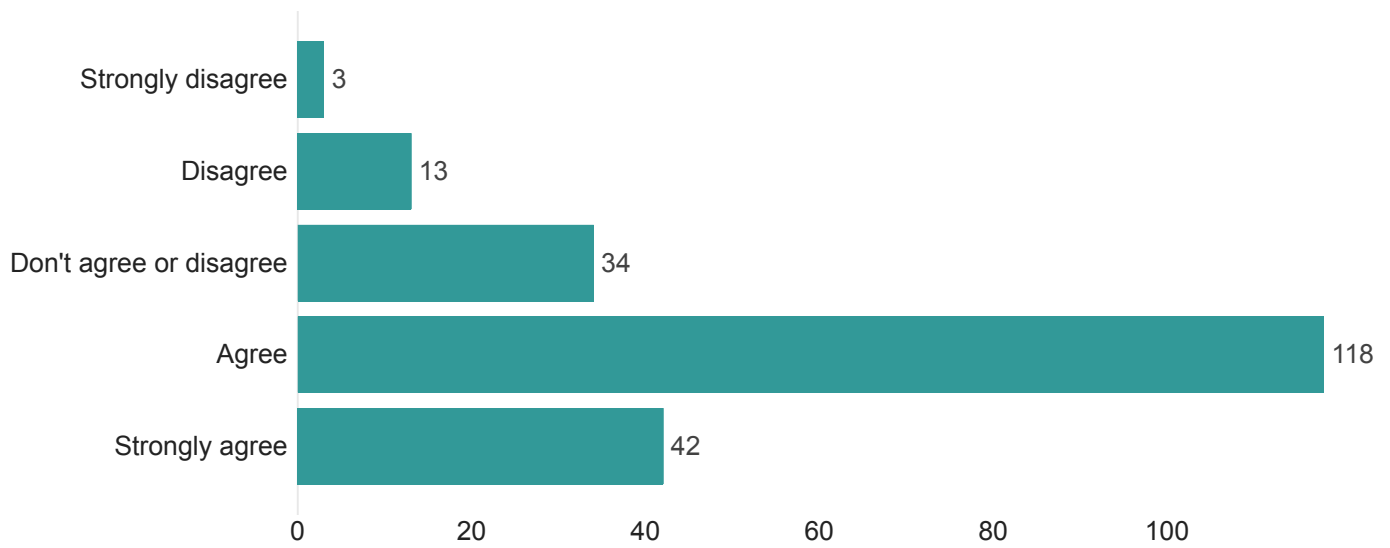


Response	Choice Count
Strongly disagree	2% 5
Disagree	10% 20
Don't agree or disagree	20% 43
Agree	54% 113
Strongly agree	14% 29
Total	210





## I have useful discussions with the school about my child's learning

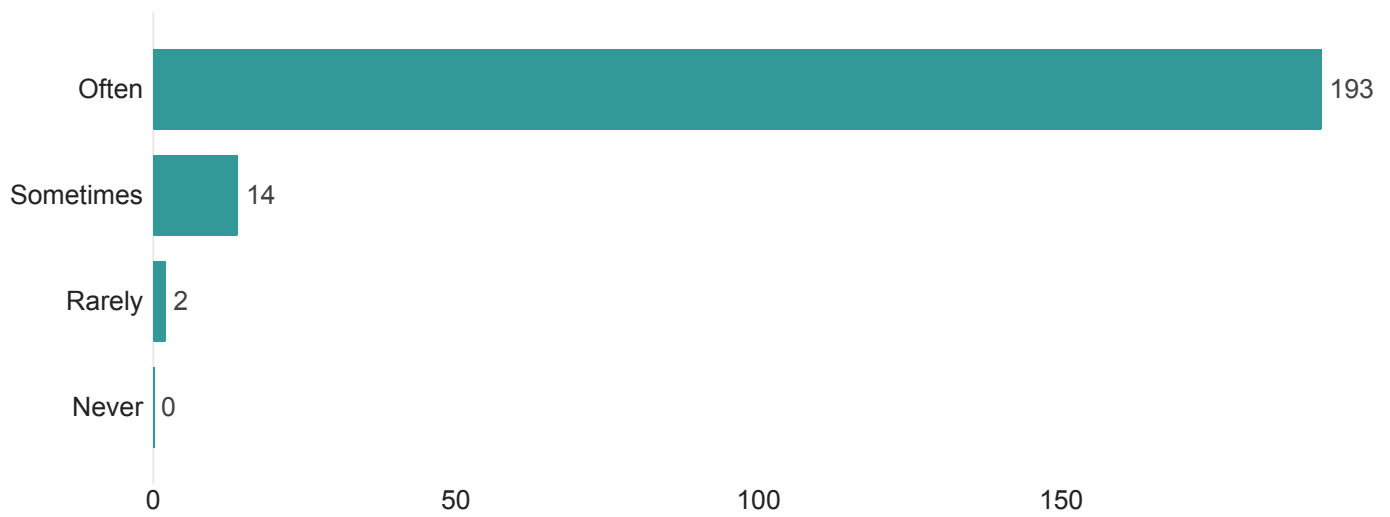


Response	Choice Count
Strongly disagree	1% 3
Disagree	6% 13
Don't agree or disagree	16% 34
Agree	56% 118
Strongly agree	20% 42
Total	210



## About how students learn at home

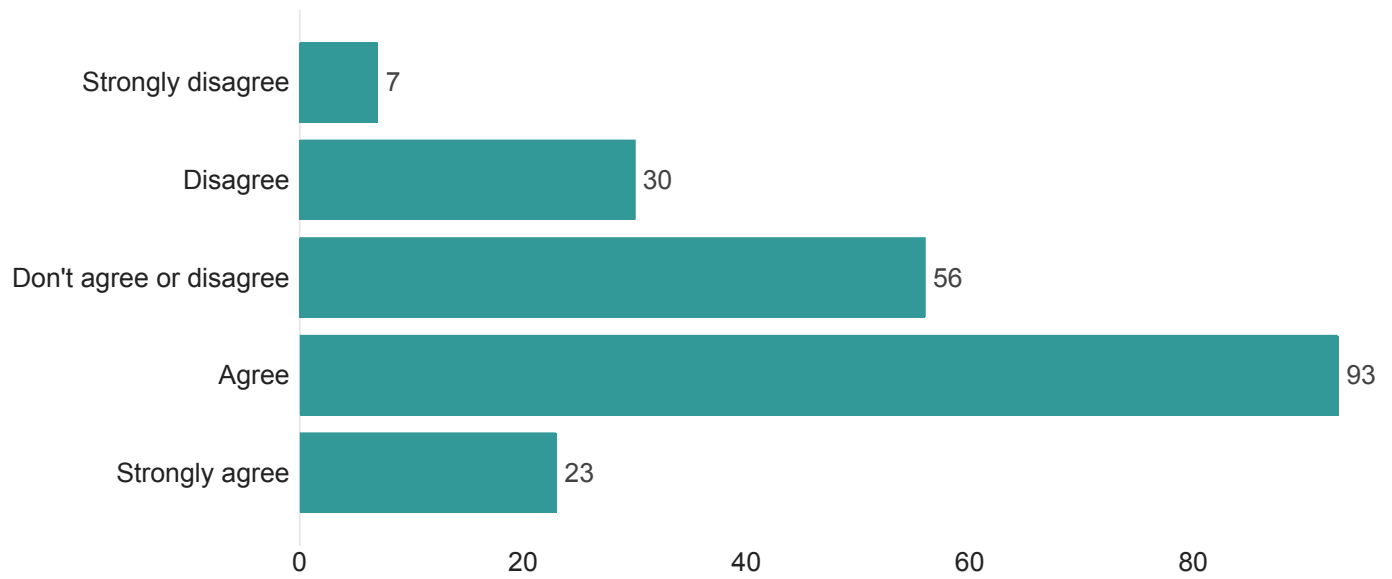
I talk with my child about what happens at school



Response	Choice Count
Often	92% 193
Sometimes	7% 14
Rarely	1% 2
Never	0% 0
Total	209



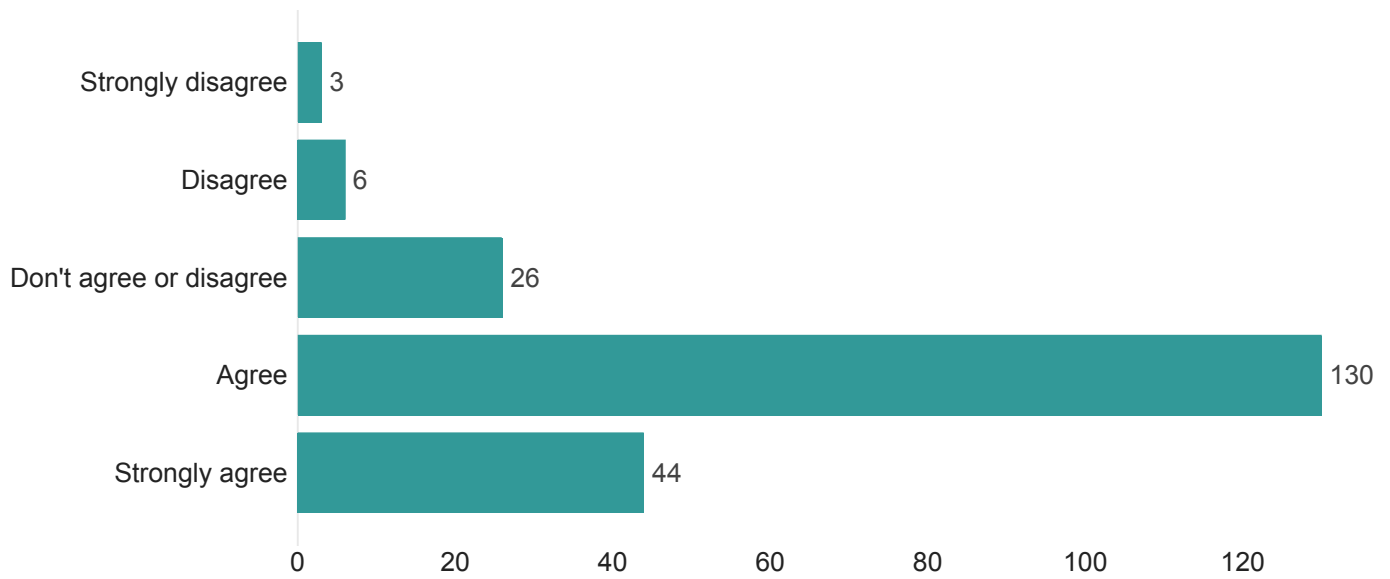
## The school provides an opportunity for me to have input about my child's learning



Response	Choice Count
Strongly disagree	3% 7
Disagree	14% 30
Don't agree or disagree	27% 56
Agree	44% 93
Strongly agree	11% 23
Total	209



## Overall, my child has a good routine around reading, studying and learning at home

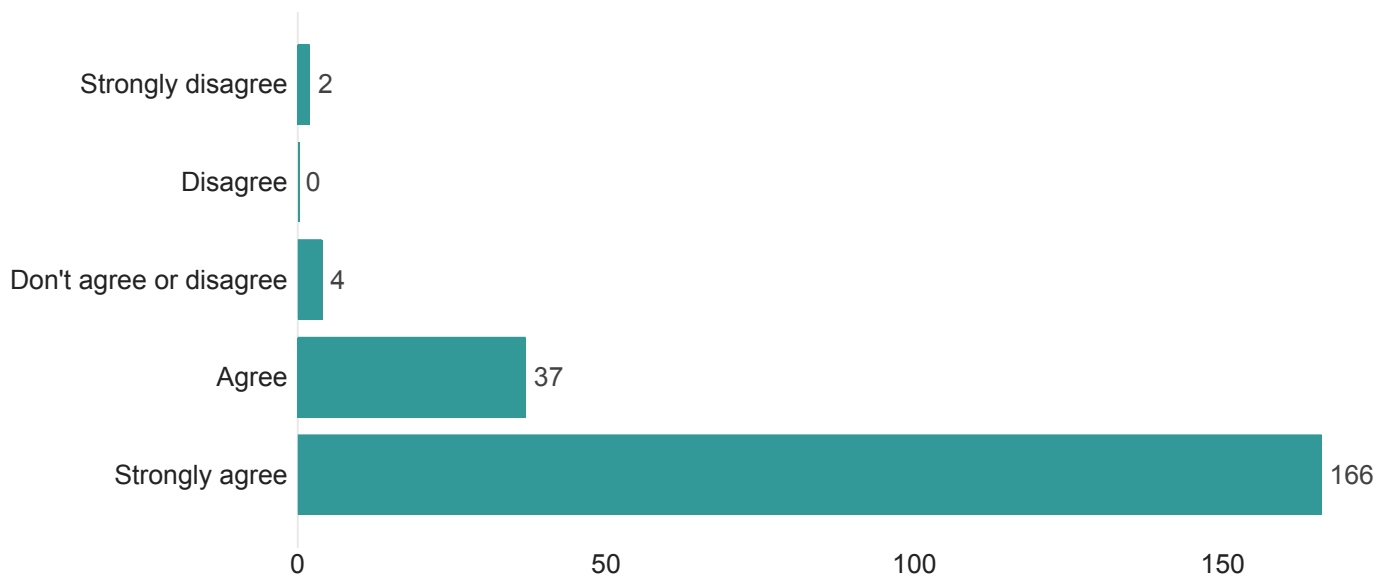


Response	Choice Count
Strongly disagree	1% 3
Disagree	3% 6
Don't agree or disagree	12% 26
Agree	62% 130
Strongly agree	21% 44
Total	209



## About the school system overall

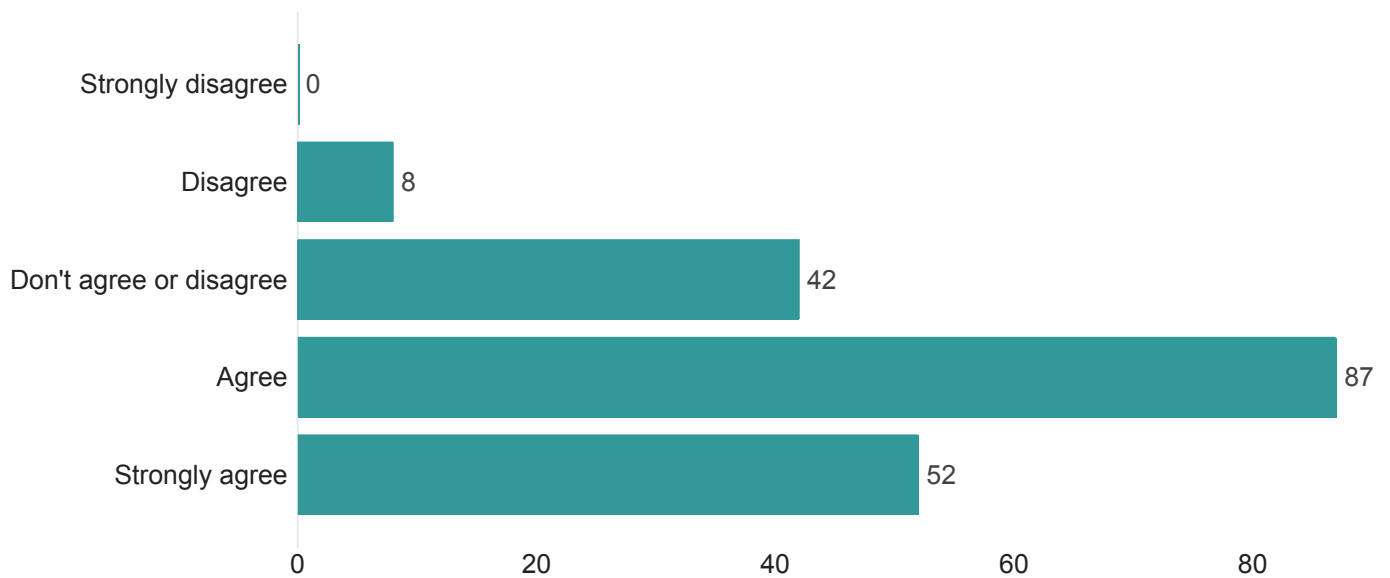
I think that education at school is important to my child's future



Response	Choice Count
Strongly disagree	1% 2
Disagree	0% 0
Don't agree or disagree	2% 4
Agree	18% 37
Strongly agree	79% 166
Total	209



## I feel equipped to help my child plan what they will do after they leave school



Response	Choice Count
Strongly disagree	0% 0
Disagree	4% 8
Don't agree or disagree	22% 42
Agree	46% 87
Strongly agree	28% 52
Total	189



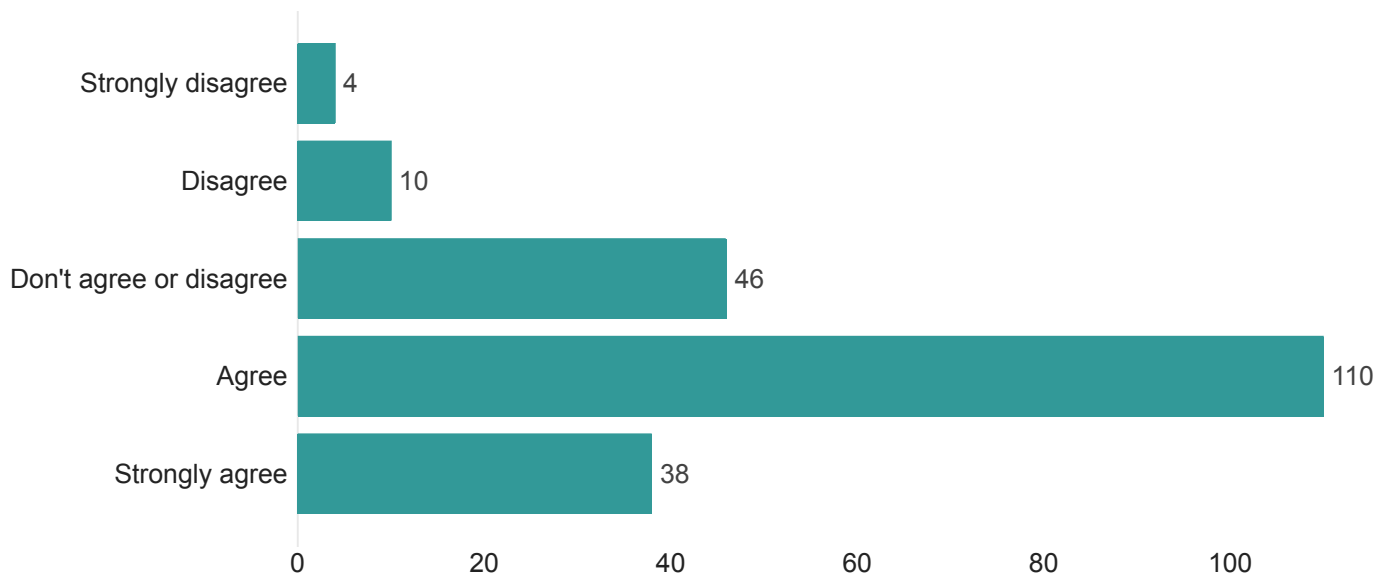
## I would like more help from the school with my child's learning



Response	Choice Count
Yes - to help me address their needs	32% 66
Yes - I would like the school to address their needs better	33% 69
No	35% 72
Total	207



## The school encourages parents to help students to learn

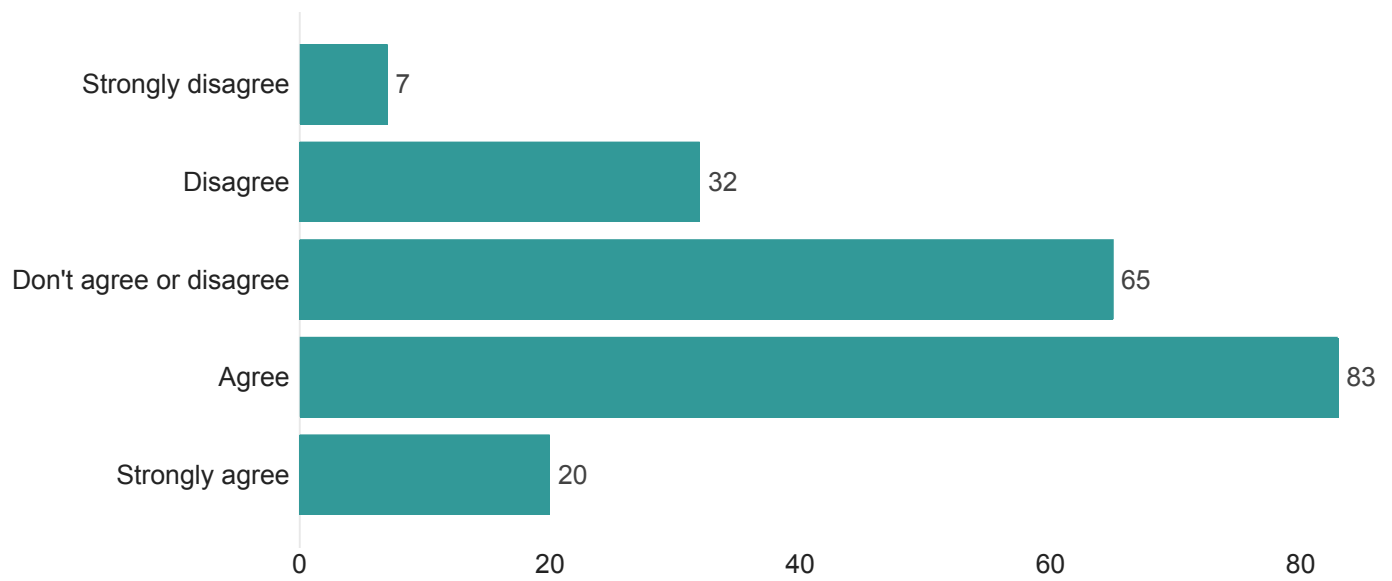


Response	Choice Count
Strongly disagree	2% 4
Disagree	5% 10
Don't agree or disagree	22% 46
Agree	53% 110
Strongly agree	18% 38
Total	208





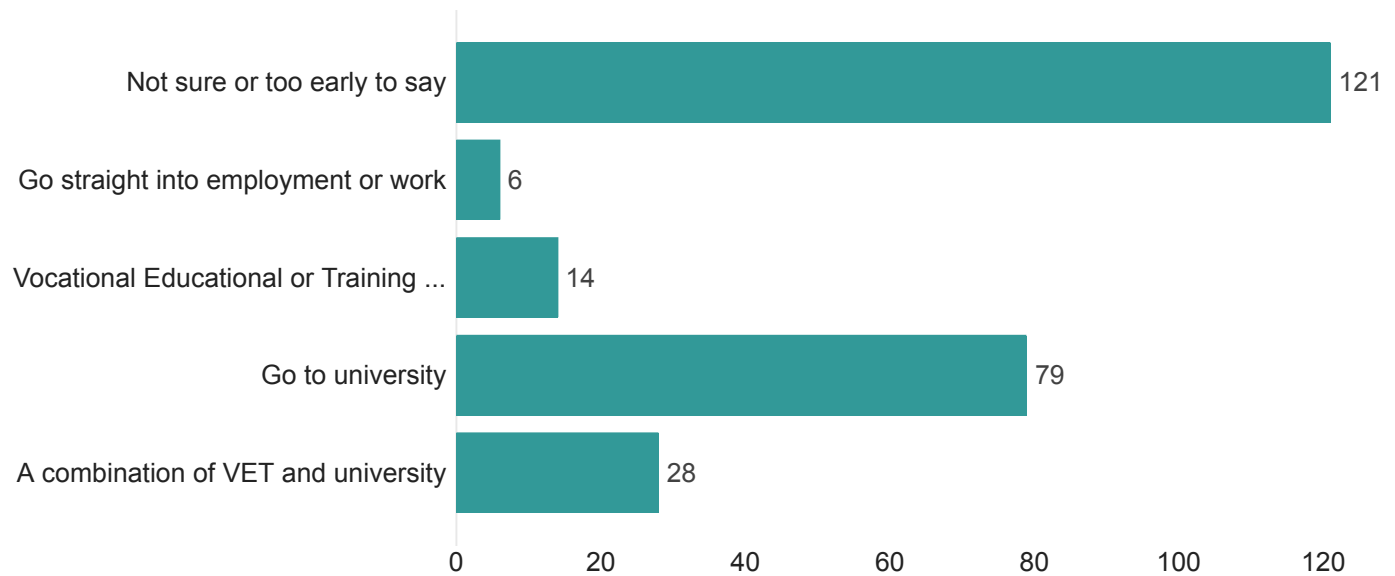
## The school provides me with useful tips on how to help students learn at home



Response	Choice Count
Strongly disagree	3% 7
Disagree	15% 32
Don't agree or disagree	31% 65
Agree	40% 83
Strongly agree	10% 20
Total	207



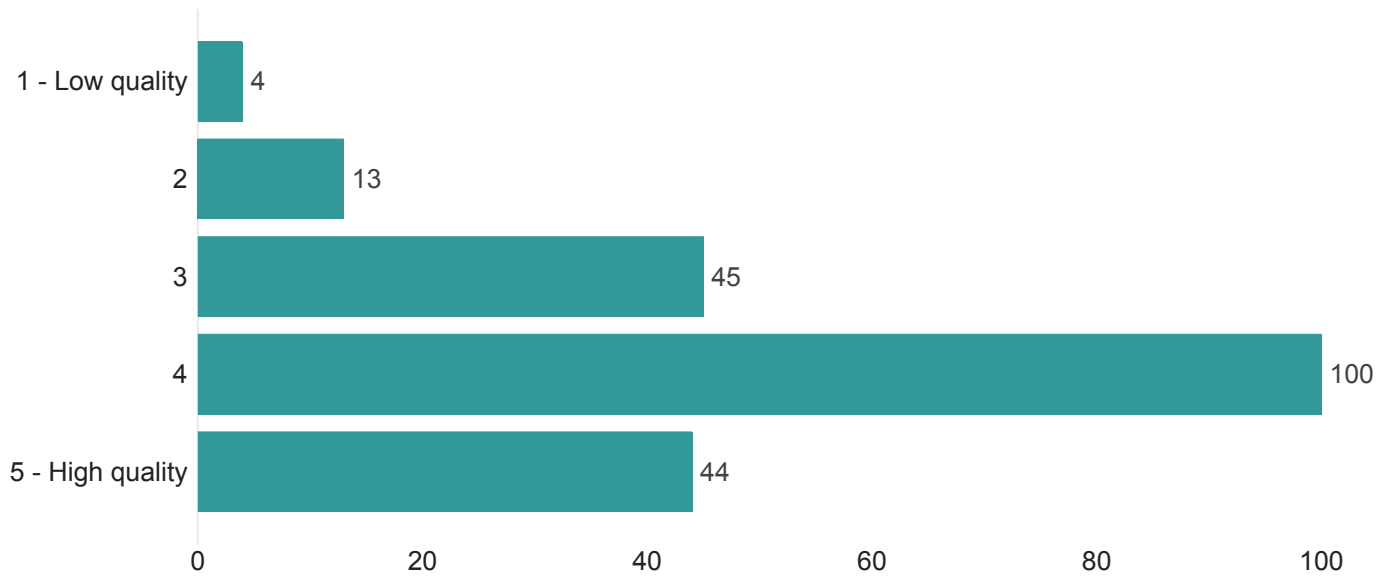
## Looking ahead, what pathways do you think your child will take after leaving school? (tick all that apply)



Response	Choice Count
Not sure or too early to say	121
Go straight into employment or work	6
Vocational Educational or Training (including traineeship or apprenticeship)	14
Go to university	79
A combination of VET and university	28



## On a scale of 1 to 5, how do you rate the quality of this survey?



Response	Choice Count
1 - Low quality	4
2	13
3	45
4	100
5 - High quality	44
Total	206